

Bosch Solution 16

Security you can rely on.

Sophisticated Convenience

The Solution 16 has the capability to be remotely programmed by an Installer or Monitoring Station. This gives you the convenience of having your security provider make changes to the system at any time to suit your changing needs.

Proven Reliability

The Solution 16 constantly monitors its own internal status as well as many external devices that may be connected. Items such as sirens, back up battery and the main power are constantly monitored to ensure risk-free and continuous protection.

24-Hour Protection

The Solution 16's Day Alarm function allows you to monitor gates or doors being opened while your alarm system is turned off. The feature is extremely useful for monitoring pool gates, fire doors and shop entries.

Features

- 32 programmable user codes
- Partitionable to 4 separate areas
- AWAY & STAY arming modes
- Full control via DTMF telephone (optional)
- Programmable day alarm
- Answering machine bypass
- Codepad panic & duress
- 4 entry timers
- Remote arming via the telephone
- A.C. fail and fault indicators
- Alarm memory recall
- Walk test mode
- Pocket pager reporting
- Voice reporting (optional)


Bosch Security Systems Pty Ltd
For more information, please visit
www.boschsecurity.com.au or
email stsales@au.bosch.com


© Bosch Security Systems, 2008
Modifications reserved
Printed in Australia | 01/08
SKU # 920009

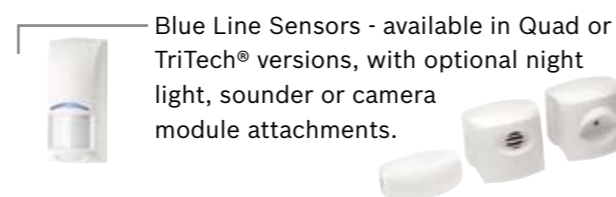



The Solution 16 can also be used for protecting commercial premises.


Compatible Accessories


 DS940Q - Using Quad Passive Infra-Red Sensor with 13m x 13m coverage, allows virtually instantaneous response to human intruders without false alarming. Perfect for almost every home.


 DS835iT - TriTech® Dual Microwave and PIR with 11m x 11m coverage. Superior technology with pet immunity.

 Blue Line Sensors - available in Quad or TriTech® versions, with optional night light, sounder or camera module attachments.

 CP516W - LED 16 zone code pad for zone activity indication.

 CP500PW - Master Partitioned Codepad (shows status of all areas when partitioning).

 CP500ALW - Addressable Icon Codepad (for operation of partitioned areas).

 CP105A - Night Arm station, designed for instant panic alert generation, from special night areas in the home such as bedside or living areas.

Solution 16

Home security made easy



BOSCH
Invented for life



Securing your home is simple. Let the Bosch Solution 16 do it for you.

Superior Performance

You've worked hard for the things you own. Your home is your sanctuary. Ensuring your protection, the Solution 16 security system provides sophisticated electronic surveillance for your home or business. Incorporating the very latest in microprocessor technology, the Solution 16 has unsurpassed features combined with superior reliability and performance. The Solution 16 has been designed with flexibility and individual style in mind. Bosch Security Systems has a complete range of products to suit your home or business, providing you with security you can rely on.

Peace of Mind

Your Bosch Security System can give you peace of mind. Whether you're away or at home, the Solution 16 can provide additional protection against threats to your life and property. When used with a monitoring service, the Bosch security panel can provide responsive assistance when you need it most for your family and the assets you have worked hard to own.

User Control

STAY and AWAY modes ensure total user control. Simple ICONS or indicators make it easy to identify the status of your system at all times.

AWAY Mode




Allows you to arm both interior and exterior zones when you are leaving the premises. ON or #AWAY indicates that your system is armed and ready to protect your home when you are away.

STAY Mode



Allows the system to be armed protecting the perimeter zones while allowing you to move around inside, without creating an alarm. ON or *STAY indicates that your system is armed and ready to protect your home in Stay mode. If anyone enters through a protected door or window, an alarm is immediately activated, providing peace of mind whether you are at home or away.



Multiple Arming Options

The Solution 16 remote puts control of your system in the palm of your hand. The small wireless remote fits easily on your key ring, allowing you to arm or disarm your system, send a panic signal or operate auxiliary devices. If you forget to turn your system on, it is possible to arm your system using your mobile phone or any touch tone phone. You don't have to leave your property unprotected.

Flexibility

The Solution 16 can be programmed to manage 16 separate "zones" which can be divided into four separately controlled areas. The Solution 16 has 16 fully programmable intrusion zones that can actively check sensors fitted to doors and windows, motion sensors and smoke detectors. Refer to the back cover for some detector options. When abnormal events are detected, the Solution 16 can sound sirens, transmit events to your monitoring service provider, and activate lights, providing security you can rely on 24 hours a day!

Partitioning

The Solution 16 provides a convenient area partitioning feature that can effectively transform your Solution 16 into a number of separately controllable areas including a common area. Traditionally, arming and disarming the security system will turn the entire system on and off. However when the system is in partition mode you are able to arm and disarm designated areas without affecting the status of other areas. For your convenience, the Solution 16 can be programmed to use a single codepad for all areas, or an individual one for each area. Separate siren and strobe outputs can also be used to make it easy to identify where an alarm condition has occurred.

Reliability You Can Trust

The Solution range of panels have been market leaders for over twenty years. Designed in Australia, they represent thousands of man hours of development using an on-going process of customer feedback engineered into systems every year. The result is a tried, tested and continually enhanced system that is built to provide years of trouble free performance...this is what you can expect from Bosch.

